



AFRIKAANSE HOËR
MEISIESKOOLO PRETORIA

11 April 2018

Geagte ouers,

Ons het verskeie navrae van ouers gehad wat daarin geslaag het om hul dogters al reeds te registreer vir Gr 8, 2019. Die GDO is tans besig met 'n proeflopie om die elektroniese stelsel te toets.

Die volgende boodskap verskyn tans op die GDO se webwerf:



GAUTENG PROVINCE
EDUCATION
REPUBLIC OF SOUTH AFRICA



Please note: We are on testing Phase. No Application will be considered valid.

**Application Period will open on 16 April 2018 at 08H00
and close on 28 May 2018 at 24H00.**

[Home Page](#)

[Contact](#)

Alle aansoeke wat dus tydens die proeflopie geregistreer was, gaan DEFINITIEF volgens die GDO uitgegee word en nie geldig wees nie. U moet dus groot asseblief nie voor 16 April, en indien reeds, weer dringend Maandag 16 April vanaf 08:00 u dogter registreer. Moet nie wag vir dag twee of om laat in die dag te registreer nie.

Ons moedig u graag aan om betyds en so vroeg as moontlik op 16 April 2018 reeds u dogter se aansoek te registreer, indien AHMP u eerste skool van keuse is, en nie te wag tot dag twee of dan later nie. Verlede jaar het ons reeds teen dag 2 kapasiteit bereik wat aansoeke aanbetref. Aanvraag om toelating oorskry die aanbod beskikbaar.

Kontak ons gerus by ahmp@ahmp.co.za vir enige navrae.

VERWYS ASSEBLIEF NA VERDERE DOKUMENTASIE HIERBY AANGEHEG VIR MEER INLIGTING RONDOM DIE INSKRYWINGSPROSES

Reg No. 230110

Bondstraat, Clydesdale, Pretoria, Gauteng, 0002

E ahmp@ahmp.co.za T (012) 344 3811/2 F (012) 344 3813

INSKRYWINGSPROSES 2019

Volgens departementele regulasies is die inskrywingstydperk vir 2019 vasgemaak vanaf **16 April tot 28 Mei 2018**. Alle inskrywings na **28 Mei 2018** sal beskou word as laat inskrywings en sal direk deur Departement se Distrik kantore geplaas word.

'n Skyfiereeks met die aansoekprosedure is hierby aangeheg.

Slegs aanlyn ansoeke mag plaasvind by www.gdeadmissions.gov.za.

- 'n Verwysingsnommer word verskaf:
 - ✚ WA
 - ✚ WB
 - ✚ WAB
- Sodra u die **ROOI WAGLYSNOMMER** ontvang het moet u dit asseblief epos na ahmp@ahmp.co.za. U sal dan 'n inligtingsvorm ontvang wat u by die skool moet inhandig (kan ook ge-epos word) saam met die nodige ondersteunende dokumentasie.
- Aansoeke word deur die hoof geverifieer
- Volgende stawende dokumentasie word verlang:
 - Skool se INLIGTINGSVORM.
 - Afskrif van geboortesertifikaat;
 - Afskrif van ouers se ID-dokumente;
 - Afskrif van laaste skoolrapport;
 - Bewys van fisiese woonadres (bv water- en ligterekening)
- Indien u in die area werk, maar nie bly nie, moet u 'n bewys van u werkgever inhandig dat u in die area werk.

Hierdie dokumentasie moet so vinnig as moontlik na aanlynregistrasie en ontvangs van 'n verwysingsnommer by die skool ingehandig word.

PROSES VORENTOE (NA 28 MEI)

- ✚ Inligting word nou deur die skool geverifieer en die inskrywing "Successful - Ready To Submit To District" verskyn langs u dogter se naam op die aanlyn profile - wat slegs beteken dat die dokumentasie korrek en volledig is en nie dat die dogter toelating ontvang het nie.
- ✚ 15 Junie -16 Julie 2018 - Administrasieproses deur die GDO
- ✚ 18 - 25 Julie – Terugvoer aan ouers itv uitslag van aansoek. – Ouers kon by meer as een skool aansoek doen. Van hierdie datum af gaan ouers aanvaarding sms'e van skole af ontvang. Onthou dat die eerste skool waarby u aanvaar, **verwyder** die res van die Aansoeke van die stelsel af en kan u dus nie by meer as een skool aanvaar nie. Maak dus seker dat u by die regte skool aanvaar. Dogters kan ook nie tussen skole oorgeplaas word indien u verkeerd aanvaar het nie.
- ✚ 26 Julie – 3 Augustus – Ouers "Accept/reject" Aansoeke aanlyn binne 7 dae.

STEP BY STEP GUIDE FOR FRONT- END OF THE ONLINE ADMISSION APPLICATION 12 March 2018



GAUTENG PROVINCE

OFFICE ON TOLIE WELKOMEN
REPUBLIC OF SOUTH AFRICA



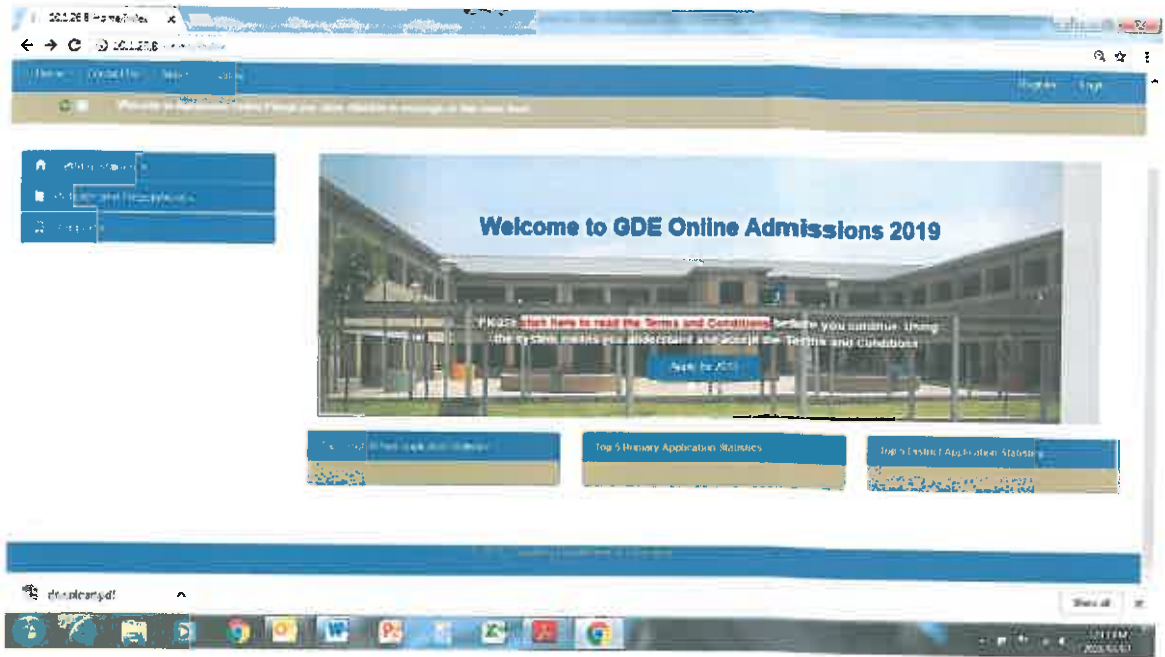
GAUTENG
REPUBLIC OF SOUTH AFRICA

Together, Moving Gauteng City Region Forward

APPLICATION PROCESS

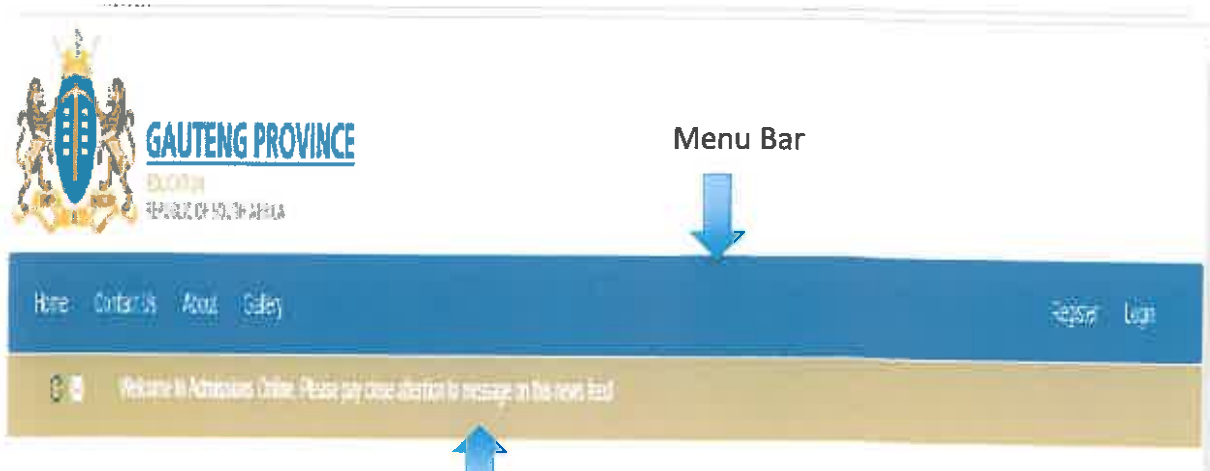
- Parents access the web address: <http://www.gdeadmissions.gov.za> to be on the “Welcome to Admissions Online Application for 2019” page
- **Date will be updated to reflect *Apply for 2019***

LANDING PAGE



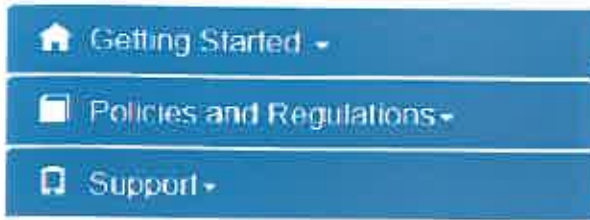
Regular updated news feeds will be displayed on the **notification bar** below to keep users informed

MENU BAR AND NEWS FEEDS

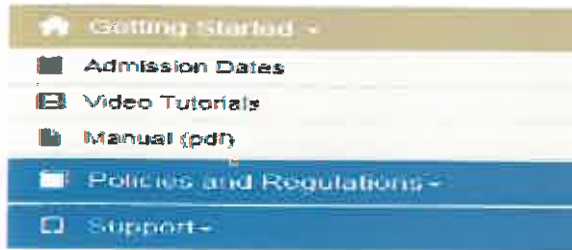


Regular updated news feeds will be displayed on the **notification bar** below to keep users informed

LANDING PAGE

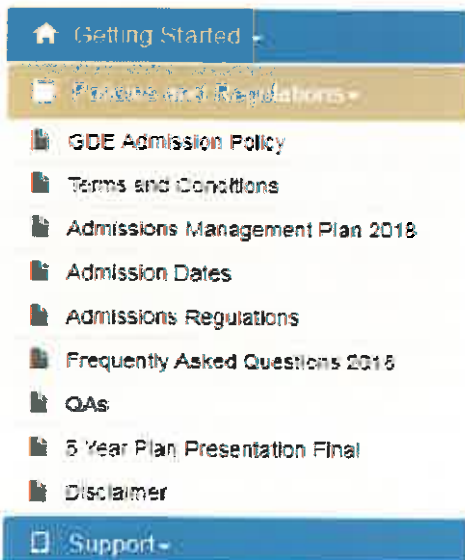


Menu for the Landing page
When information is needed



Getting Started you will
find the following information

MENU BAR



Policies and Regulation
The following information

TERMS AND CONTIONS

[click here to read the Terms and Conditions](#)

Terms and Conditions:

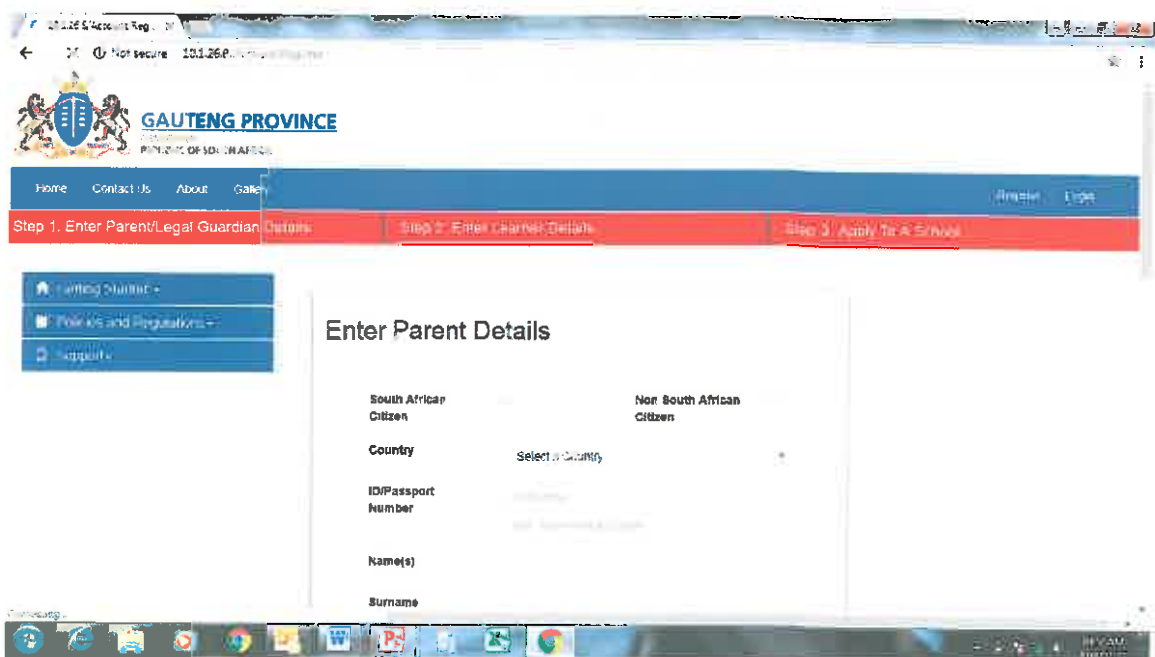
Online Application for admission of learners to Public Ordinary Schools

Guardian as outlined in the South African School Act (SASA Act) means legal guardian
The information requested is confidential and is intended only for purposes of Grade 1 and 8 applications in the Gauteng Province
Once information on the application form is completed and submitted no changes can be made
The Gauteng Department of Education therefore does not accept liability for any errors or omissions committed while completing the Online Application Form.
Information and Documentation provided will be validated by the school where an application is made.
Any falsified or incorrect information/documentation provided may result in an application being rejected and/or disqualified
Submission of the application does not guarantee placement of a learner at the schools selected. However, the Department will ensure that all learners that applied on time are placed in schools.
Please also read the Admissions Regulations and South African School Act as these are applicable to the system

Home Page

Continue

STEP 1 – PARENT INFORMATION



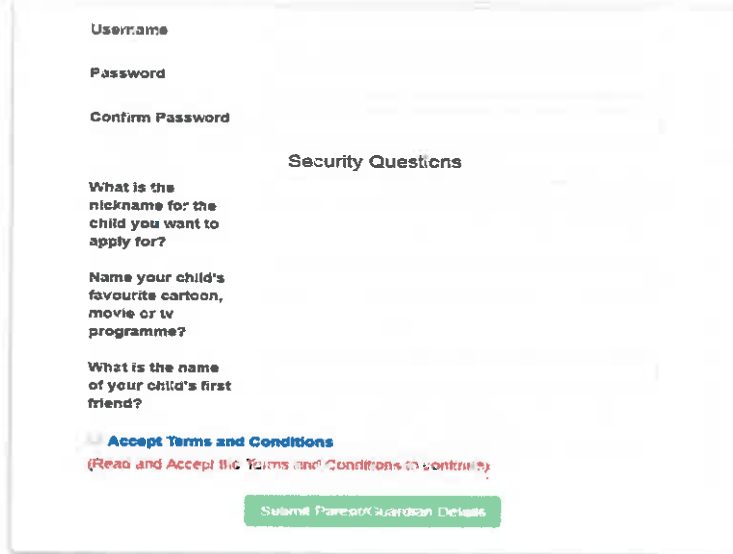
The screenshot shows a web browser window displaying the Gauteng Province website. The page title is "STEP 1 – PARENT INFORMATION". The navigation menu includes "Home", "Contact Us", "About", "Galeri", "Print", and "Logout". The main content area is titled "Enter Parent Details" and contains the following fields:

- South African Citizen:** **Non South African Citizen:**
- Country:** Select a Country
- ID/Passport Number:** [Input field]
- Name(s):** [Input field]
- Surname:** [Input field]

At the bottom of the page, there is a navigation bar with three steps: "Step 1: Enter Parent/Legal Guardian Details" (active), "Step 2: Enter Learner Details", and "Step 3: Apply To A School".

STEP 1: SECURITY QUESTIONS

1.26.8 Account/Profile



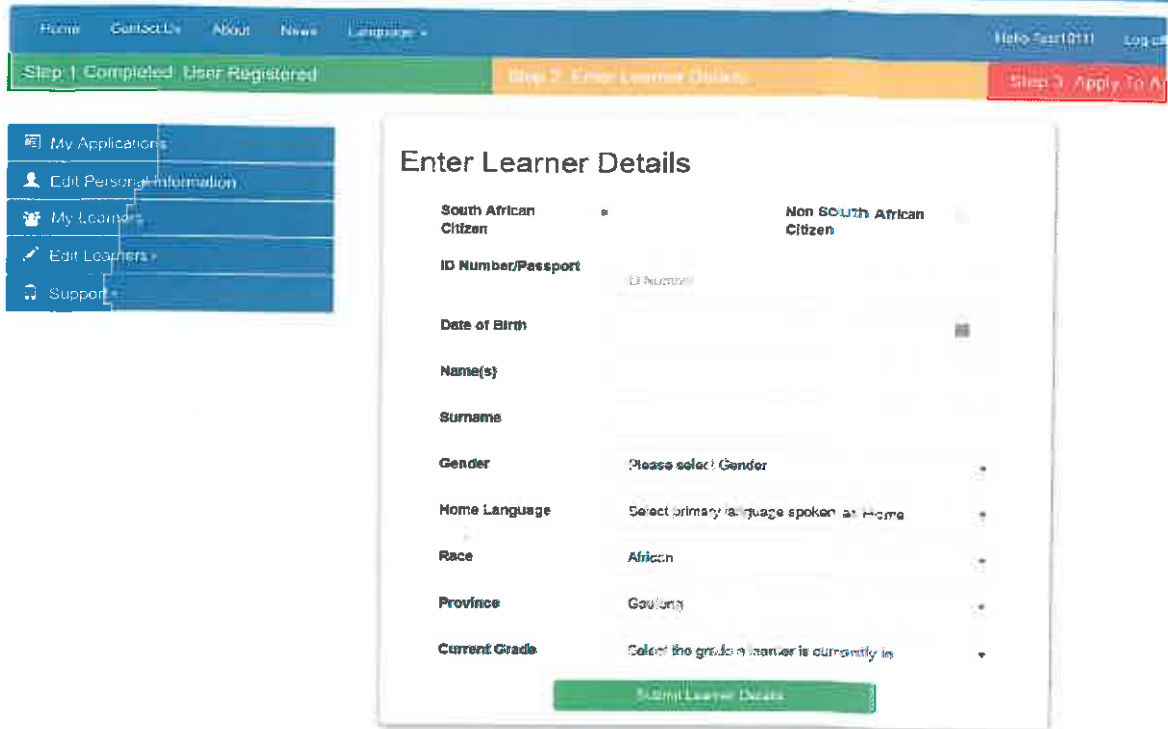
STEP 1: SECURITY QUESTIONS

- Parent need to complete the security questions.
- This will be used in case the parent forget the username and ID number.
- Purpose of the security questions:
- to ensure that retrieval of password or reset can be done parents without calling officials

Security features
Token for password;;
ID number requested first
Token will be sent if the number is still available or
Security questions options – security verification to the
security section

After completion of **STEP 1** the application will automatically proceed to **STEP 2 (ENTER LEARNER DETAILS)** and the colour of **STEP 1** will change to **GREEN**

Step 2 LEARNER INFORMATION



STEP 2: LEARNER INFORMATION

- Click **Submit Learner Details** after completing the learner information page
- After completion of **STEP 2** the application will automatically proceed to **STEP 3 (APPLY TO A SCHOOL)** and the colour of **STEP 2** will change to **GREEN**

STEP 3 APPLY

A parent can apply using the following options:

- Home Address
- Work Address
- Sibling
- Previous school

STEP 3: APPLY TO A SCHOOL

Application

Schools that have received applications in excess of the capacity are not available for late application

Learner Name

Caleb

Select Grade

6

 [Change Grade](#)

Select Application Option

Select An Application Option ▾

Select An Application Option

Home

Work

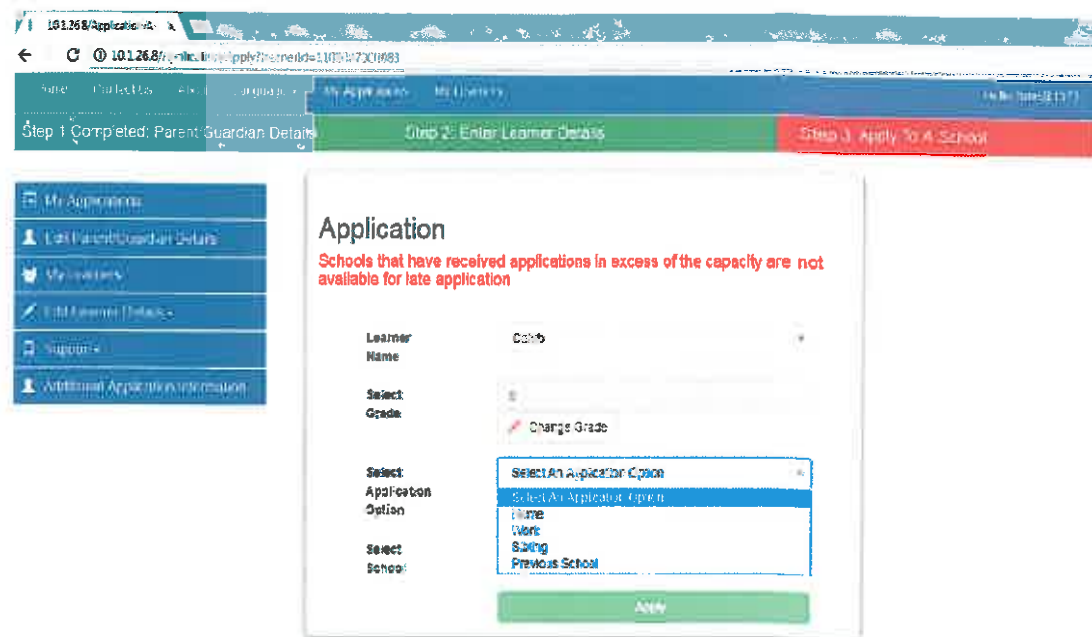
Sibling

Previous School

Select School

[Apply](#)

STEP 3: APPLY TO A SCHOOL



101.268/Application-A

101.26.8/.../apply?parentid=10347201983

Step 1 Completed: Parent/Guardian Details | Step 2: Enter Learner Details | Step 3: Apply to a School

Application

Schools that have received applications in excess of the capacity are not available for late application

Learner Name: [Dropdown]

Select Grade: [Dropdown] [Change Grade](#)

Select Application Option: [Dropdown] (None, Selling, Previous School)

Select School: [Dropdown]

Add

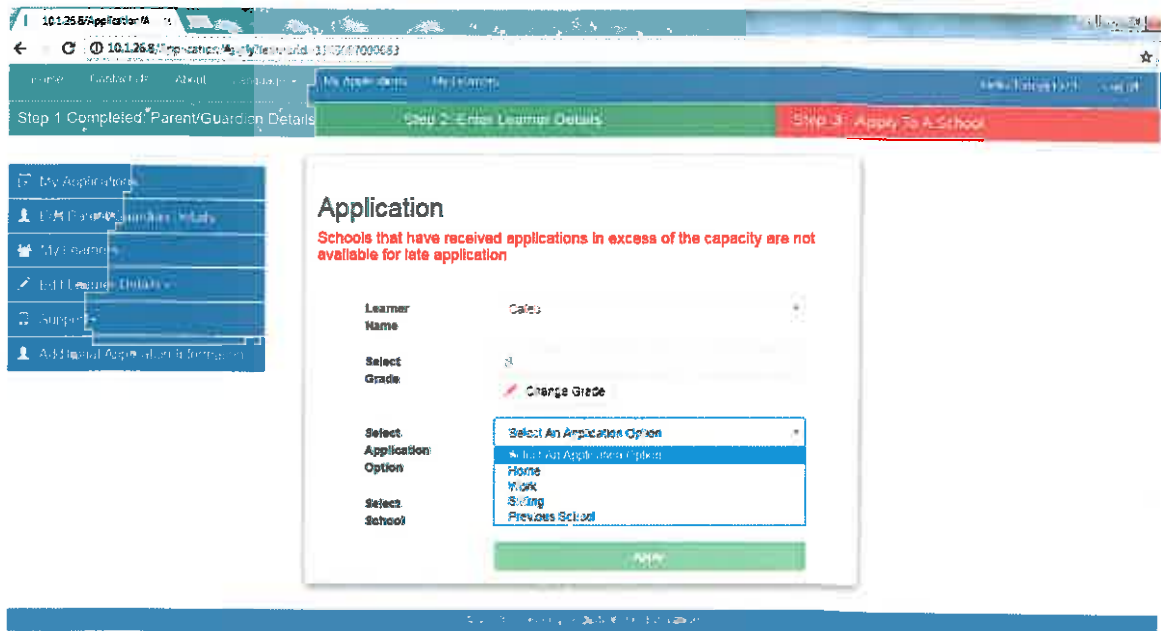
APPLICATION OPTIONS

A parent can ALSO apply using the following options:

- School of choice- Applying to any school that you prefer. (NOTE: If you do not meet the criteria your application will be placed on Waiting List B.).
- Application to a School of Specialisation
- Application to a Technical School
- Application to a School with Boarding Facility

APPLICATION

If parents has completed all the needed information they will have to “click” and submit the documents



10.1.254.101

10.1.254.101 Application: Application Details: 31/07/2019 09:53

Home Feedback About Contact Us My Applications My Learners Home/Details Log Out

Step 1 Completed: Parent/Guardian Details Step 2: Enter Learner Details Step 3: Apply To A School

My Applications
Add Parent/Guardian Details
My Learners
Edit Learner Details
Support
Add (New) Application Information

Application

Schools that have received applications in excess of the capacity are not available for late application

Learner Name: Caleb

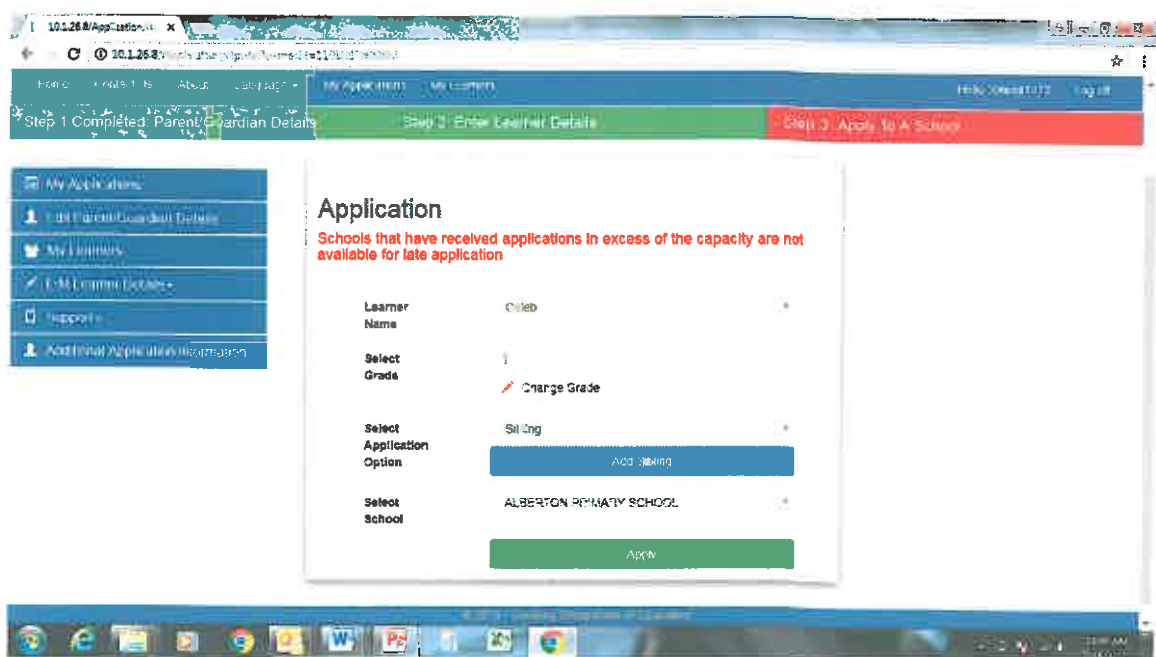
Select Grade: 3
Change Grade

Select Application Option: Select An Application Option
Home
Work
Siblings
Previous School

Select School: ALBERTON PRIMARY SCHOOL

APPLY

STEP 3-APPLY FOR SIBLING



10.1.254.101

10.1.254.101 Application: Application Details: 31/07/2019 09:53

Home Feedback About Contact Us My Applications My Learners Home/Details Log Out

Step 1 Completed: Parent/Guardian Details Step 2: Enter Learner Details Step 3: Apply To A School

My Applications
Add Parent/Guardian Details
My Learners
Edit Learner Details
Support
Add (New) Application Information

Application

Schools that have received applications in excess of the capacity are not available for late application

Learner Name: Caleb

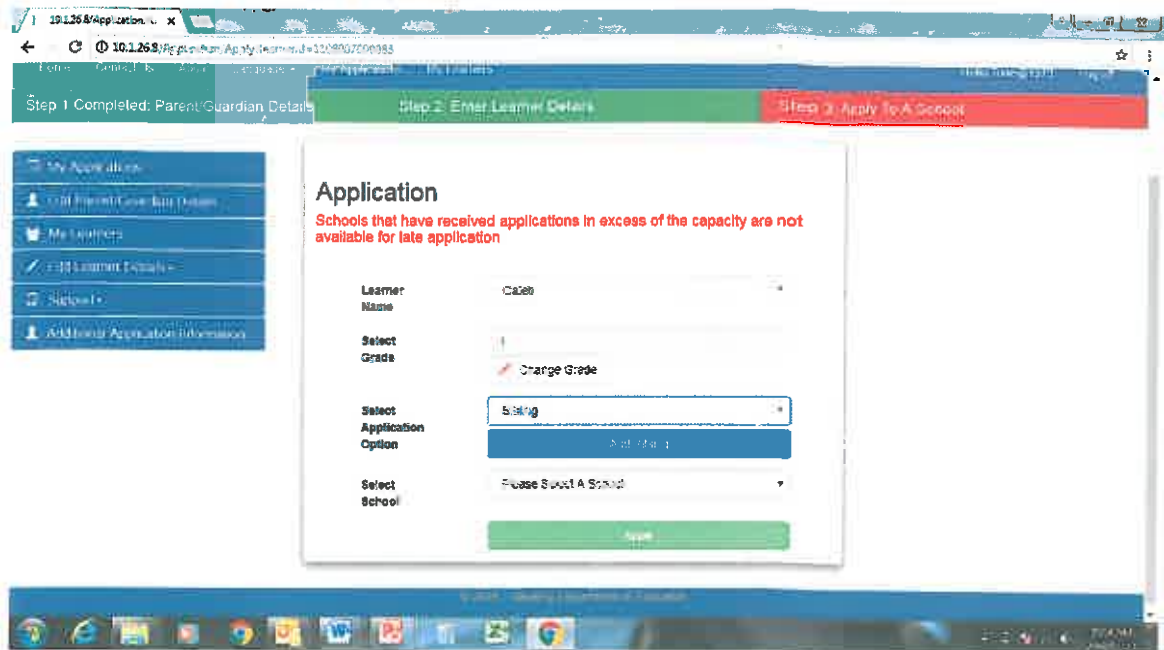
Select Grade: 3
Change Grade

Select Application Option: Siblings
Add Sibling

Select School: ALBERTON PRIMARY SCHOOL

APPLY

STEP 3-APPLY



19.1.26 8/application... x

10.1.26 8/application/ApplyLearnerId=1108907000983

Step 1 Completed: Parent/Guardian Details Step 2 Enter Learner Details Step 3 Apply to A School

Application

Schools that have received applications in excess of the capacity are not available for late application

Learner Name: Caleb

Select Grade: [Dropdown] [Change Grade](#)

Select Application Option: Sibing

Select School: Please Select A School

Apply

FINAL STAGE

- The parent will receive a Waiting List (Confirmation that the application was successful).
- This is evidence that the parent did apply as well as the Waiting List number is on the for.
- It is also conformation that the application was successful

WAITING LIST

Home Contact Us About News Language [Help/Feedback](#) [Logout](#)

Step 1: Completed: Parent/Guardian Information **Step 2: Enter Learner Details** Step 3: Apply To A School

- My Applications
- Edit Personal Information
- My Learner
- Edit Learner
- Support

Confirmation of Successful Submission

Your recent application has been received and will be processed soon.

Please take note of your Waiting List Number for any queries: **Waiting List No: WA131948/1/170406/024533**

Please make sure to submit the following documentation within 7 days to the School Applied to

Child Birth Certificate
Proof of Residences / Work Address
If you not the child's natural parent provide supporting documents to support legal relationship to child
Immunisation documents (against polio, measles, tuberculosis, diphtheria, tetanus and hepatitis B) for Grade 1
Most recent report of the child (if currently enrolled in another school)

[Apply again](#)

[Apply for another learner](#)

[Help/Feedback](#)
[Logout](#)

Thank you for Applying

WAITING LIST NUMBERS

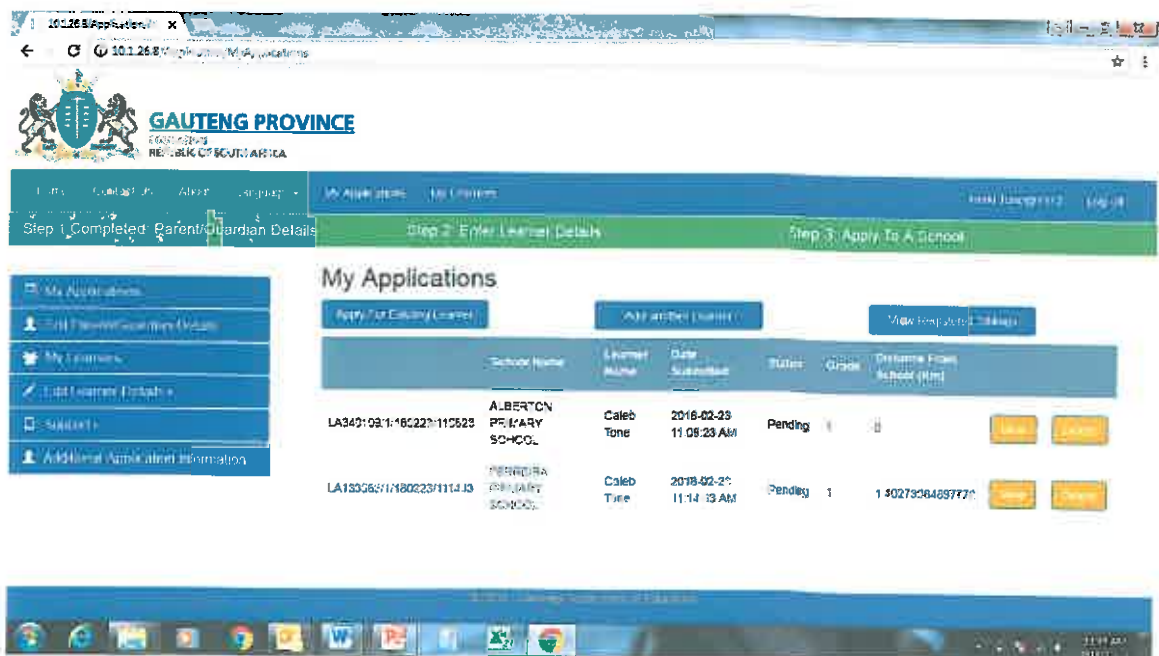
There are 3 types of waiting list numbers starting with:

- **WA** – Parent qualify in terms of the Regulation
- **WB** – Parent do not qualify and need to apply to a school where the waiting list will be WA
- **WAB** – the system cannot identify the address

SCHOOL OF CHOICE

- **Application to a school of choice**
 - select a learner
 - select the grade applying for in 2018
 - Select **School of Choice** option on the ‘**Select Address Type**’ field
 - click “**Apply**” to submit your application
 - **An automated SMS will be generated to the parent cell phone number to confirm the submission of the online application**

MY APPLICATIONS



The screenshot shows a web browser window displaying the 'My Applications' page. The page header includes the Gauteng Province logo and navigation links. A progress bar at the top indicates three steps: Step 1 (Completed: Parent/Guardian Details), Step 2 (Enter Learner Details), and Step 3 (Apply To A School). The main content area is titled 'My Applications' and features a table with columns for School Name, Learner Name, Date Submitted, Status, and a checkbox for 'Desirable First School (Yes)'. Two applications are listed, both in 'Pending' status.

	School Name	Learner Name	Date Submitted	Status	Desirable First School (Yes)	
LA34210911462221115825	ALBERTON PRIMARY SCHOOL	Caleb Tone	2018-02-23 11:08:23 AM	Pending	<input type="checkbox"/>	View Cancel
LA18306211800223111413	BEREDIRA PRIMARY SCHOOL	Caleb Tone	2018-02-23 11:14:13 AM	Pending	<input type="checkbox"/>	View Cancel



Thank you